



Connecting What's Next



PowerSmart[®] Plus 

Maxiva[™] VAXTE with PowerSmart[®] Plus

High-Efficiency VHF Band I & Band III
Air-Cooled TV & DAB Transmitters



GatesAir efficiently leverages broadcast spectrum to maximize performance for multichannel TV and radio services, offering the industry's broadest portfolio to help broadcasters wirelessly deliver and monetize content. With nearly 100 years in broadcasting, GatesAir's exclusive focus on the over-the-air market helps broadcasters optimize services today and prepare for future revenue-generating business opportunities. All research, development and innovation is driven from the company's facilities in Mason, Ohio and supported by the long-standing manufacturing center in Quincy, Illinois.

GatesAir's turnkey solutions are built on three pillars: Content Transport, TV Transmission, and Radio Transmission. The company is best known for powering over-the-air analog and digital radio/TV stations and networks worldwide with the industry's most operationally efficient transmitters. Groundbreaking innovations in low, medium and high-power transmitters reduce footprint, energy use and more to establish the industry's lowest total cost of ownership. Support for all digital standards and convergence with mobile networks ensure futureproof systems.

GatesAir supplies proven, trusted wireless UHF and VHF solutions across all power requirements to support single-station over-the-air broadcasters on up to large national networks. The industry's most reliable software-definable exciters ensure broadcasters can optimize analog networks and quickly transition to digital TV and radio in the field, with support for all major global standards. GatesAir also supplies a wide array of over-the-air accessories to maximize transmitter control, network redundancy and signal compliance – along with installation, commissioning and ongoing support services – to deliver the industry's strongest turnkey approach for customers worldwide.

Contact Information

+1 800 622 0022

North America	NorthAmerica@gatesair.com
Caribbean and Latin America	CALA@gatesair.com
Europe, Middle East and Africa	EMEA@gatesair.com
Asia Pacific	APAC@gatesair.com

For more information, please visit gatesair.com

Global Service Locations



Award-Winning Service

From experienced installation and field service engineers to responsive factory experts, GatesAir provides the strongest service team in the broadcast transmission industry. Couple that team with reliable products, responsible service parts inventories and a demonstrated commitment to the industry, and you have a service offering that's perfectly matched to your equipment and your operations.



Maxiva™ VAXTE with PowerSmart® Plus

We did it again.

GatesAir has once again shattered the expectations of what is possible with air-cooled, solid-state transmitters from a cost versus performance ratio.



High-efficiency Power Amplifiers optimized for all TV modulations and for Band III DAB/DAB+

Modular architecture for ease of installation. Multiple transmitters in a single rack saves valuable floor space.


Power levels up to: 30kW Band I; 25.6kW Band III

Separate, hot-swappable, compact power supply for each PA. Redundancy options available.

Separate, hot-swappable, high-efficiency power amplifiers

Optimized Real-Time Adaptive Correction (RTAC™) provides the best performance all the time

More services usually means higher expenses. Higher operating expenses challenge the bottom line. Maxiva VAXTE transmitters with PowerSmart Plus technology drive down total cost of ownership while allowing broadcasters to get the most out of their spectrum. Optimized designs that increase bandwidth while simplifying maintenance. Superior power density that maximizes TV and DAB coverage while reducing transmitter size and weight. Unparalleled performance that enhances broadcast quality while lowering utility bills. GatesAir has once again shattered the expectations of what is possible with high-power, solid-state transmitters from a cost-versus-performance ratio.



Product Overview

The Maxiva VAXTE is a compact air-cooled TV & DAB transmitter that provides over the air delivery in the VHF spectrum. Built on GatesAir's groundbreaking PowerSmart Plus architecture, the Maxiva VAXTE provides an energy-efficient, broadband solution to reliably deliver rich, high-quality multiformat content to customers at home or on the move.

The core PowerSmart Plus technology of Maxiva VAXTE assures lowest cost of ownership through reduced size, weight and energy use, while providing the highest reliability and performance.

The Maxiva VAXTE utilizes the latest generation 50 volt LDMOS amplifier devices, new compact high-efficiency power supplies and the Maxiva Compact series exciter/driver along with real-time adaptive correction (RTAC) for outstanding signal performance. The Maxiva VAXTE power amplifiers have been optimized to provide the best possible performance and efficiency for all modulations. For example, the VAXTE transmitter is rated for identical average power levels for 8-VSB and OFDM TV modulations, assuring a simple and cost-effective upgrade path for future ATSC 3.0 operation. The modular design further simplifies installation and reduces maintenance costs, dramatically lowering the total cost of ownership over the transmitters life-cycle.

Designed with future broadcasting needs in mind, the VAXTE transmitter is capable of equal power levels for all TV modulations.

Savings You Can Count On!

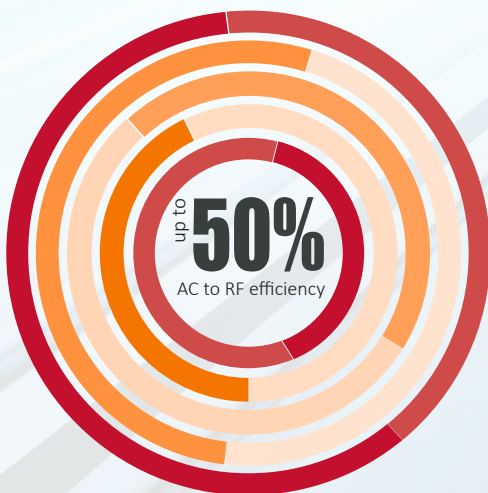
The Maxiva VAXTE with PowerSmart Plus is an efficiency-optimized VHF transmitter. This all-new design includes several energy saving features.



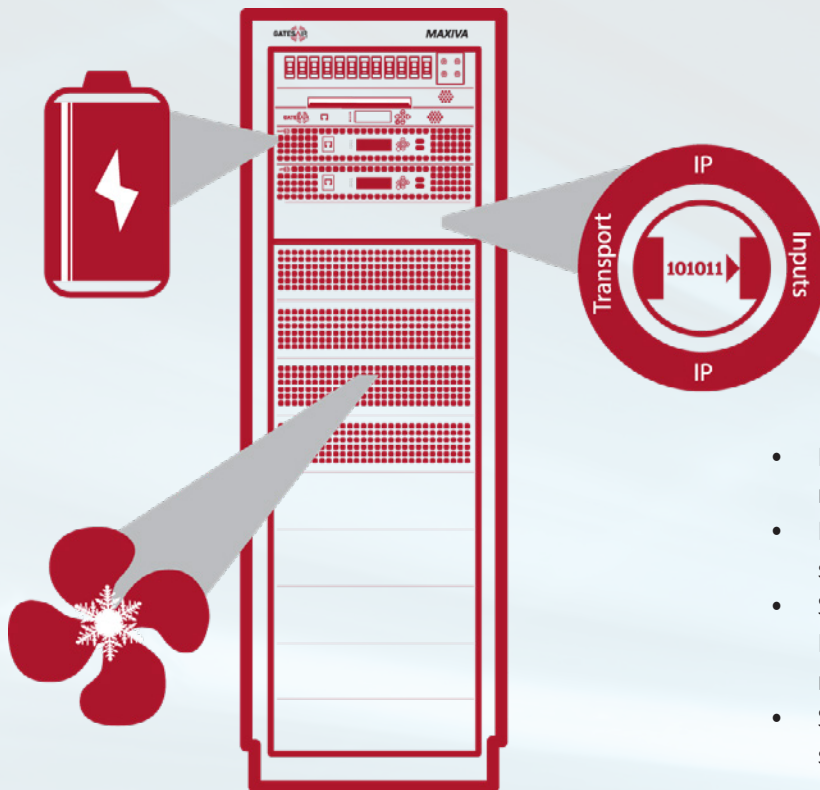
New PowerSmart® Plus amplifier technology for VHF provides a market-leading combination of efficiency and broadband operation

Savings in The Details!

- Simple and cost-effective upgrade path from ATSC 1.0 to ATSC 3.0 at the same power level
- Includes TSoIP / Native IP Transport inputs for ATSC 3.0 and DAB EDI interfaces
- Efficiency-optimized – for highest efficiency and lowest cost of ownership
- Variable speed fans to intelligently save energy
- Hot-swappable, compact, high-efficiency DC power supplies
- Hot-swappable, compact, high-efficiency power amplifiers
- Incorporates the XTE-based Maxiva Compact exciter/driver for best-in-class performance
- RoHS compliant / CE compliant
- Support for all worldwide digital modulation standards
- Modular & upgradeable architecture
- All-digital linear and nonlinear pre-correction: Real-Time Adaptive Correction (RTAC)
- Rugged, reliable design and construction
- Broadband high-efficiency PA's support redundancy and N+1 applications
- Lowest energy usage
- Minimum operating cost



Savings You Can Count On!



- Intelligent cooling system with variable speed fans to reduce energy consumption.
- Included UPS for the exciter section provides fastest system power-up following an AC power interruption.
- Smaller and lighter PA architecture provides higher RF power during PA or power supply removal and replacement.
- Separate power supplies are easily accessible and hot-swappable from the front of each PA module.

Key Features

Features	Included	Available
Equal power levels for ATSC 1.0 and ATSC 3.0	•	
Fast-acting linear and non-linear Real-Time Adaptive Correction (RTAC) for optimum performance at all times	•	
Web remote with SNMP	•	
Parallel Remote Control	•	
Internal GPS/GLONASS receiver for SFN timing	•	
Exciter internal UPS option	•	
ASI/T2MI over IP / IP transport input (Ready for ATSC 3.0)	•	
EDI and ETI DAB/DAB+ inputs	•	
Dual exiters and switcher		•
Redundant power supplies for each PA module		•
Local touch-screen GUI		•
N+1 systems and multi-transmitters per rack		•
Extended warranties and Service Level Agreements (SLA) to suit any requirement		•



Maxiva VAXTE Drive — The Heart of the Transmitter

The software-defined Maxiva VAXTE Drive takes digital and mobile TV and radio to the next level. Offering the most advanced exciter technology available, the core Maxiva XTE platform used in the VAXTE Drive employs advanced Real Time Adaptive Precorrection techniques, Native dual TSolP inputs and many other updates, providing a truly future-proof design. The ability to store two different modulations allows fast and easy future upgrades, for example from ATSC 1.0 to ATSC 3.0.

Integrated within all Maxiva VAXTE air-cooled transmitters, the Maxiva VAXTE Drive delivers an RF signal with complete technical and regulatory compliance for all solid-state digital transmitters. The Maxiva XTE is the only exciter designed and manufactured in the USA that is 100% ready for ATSC 3.0.

Real-Time Adaptive Correction

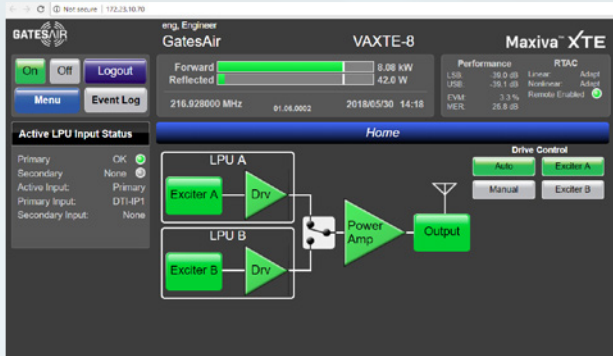
GatesAir's exclusive Real-Time Adaptive Correction (RTAC) technology, standard in Maxiva transmitters, keeps your station within compliance while maximizing coverage. Featuring simultaneous linear and nonlinear adaptive pre-correction, RTAC interoperates with the Maxiva Compact Drive exciter to continuously monitor transmitter output and performance while automatically adapting for system nonlinearities — delivering the optimal level of correction for your digital over-the-air signal.



Advanced Global Monitoring and Control

In addition to local control, the Maxiva VAXTE transmitter can be controlled from anywhere in the world with an intuitive, browser-based graphical user interface (GUI) over TCP/IP via a telecom or network connection with password protection. A rear RJ-45 jack is provided for LAN/WAN connection.

Full Simple Network Management Protocol (SNMP) facilities are provided for network management of the entire transmission system using industry-standard MIB.



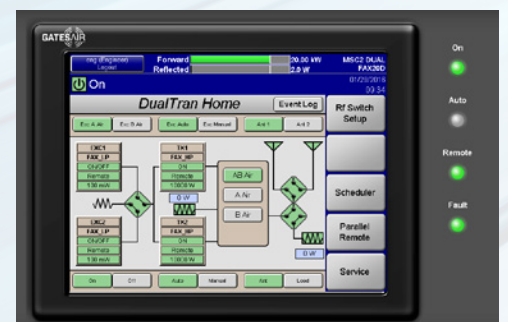
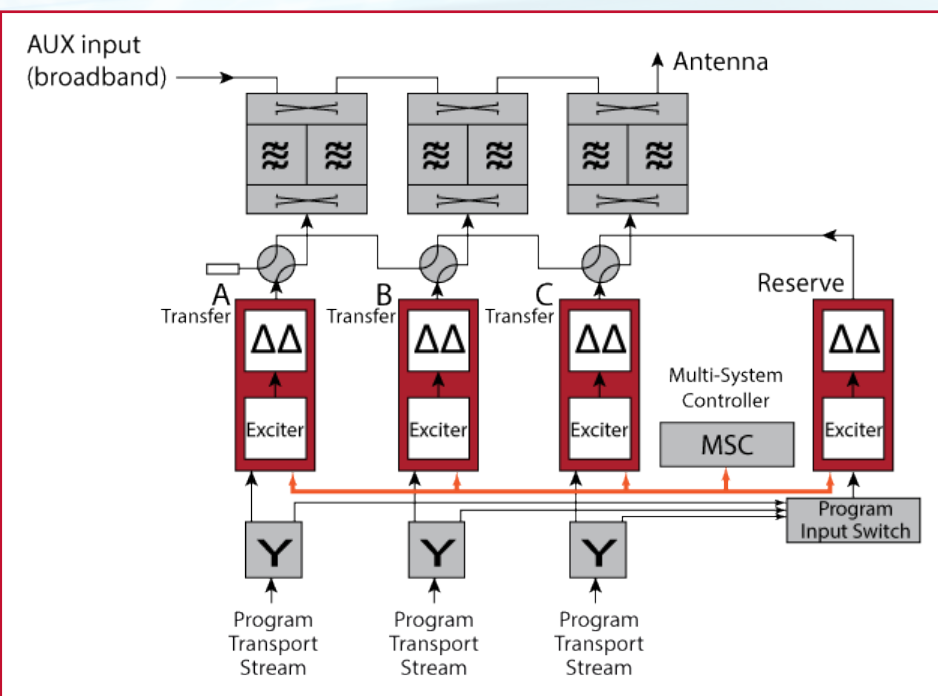
Remote Communication

The following remote interfaces are available:

- HTML5 Graphical User Interface (no Java or Flash required)
- Ethernet network connection RJ-45 (10/100/1000Base-T) with TCP/IP protocol
- Automated remote alarms in the event of a fault, which are sent via SNMP or e-mail with the connection to a network
- Simple, parallel interface to panels and legacy remote control systems

Multi-System Controller

To support greater redundancy, the Multi-System Controller supports a range of backup options, including 1+1, full N+1 and dual-transmitter installations. The Multi-System Controller monitors and controls the transmitter systems and also controls RF switching.



What is Total Cost of Ownership (TCO)?

TCO is the total cost to own and operate the transmitter system over time. This includes the initial equipment cost, installation/commissioning cost, routine and unscheduled maintenance costs, and ongoing repair and operational costs — and don't forget, rising energy costs. In fact, the lifetime operational expense of a transmitter is estimated at greater than five times the initial product cost.

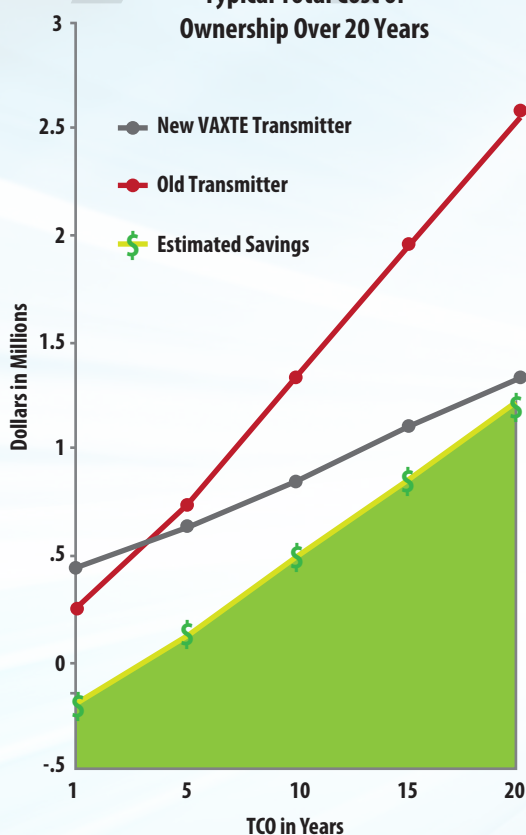
While power to the transmitter is the biggest item, other factors can also adversely affect the system efficiency. These include:

- AC transformers and voltage regulators ahead of transmitter
- Heat load to the room (affects HVAC costs)
- RF system losses
- RF feeder loss to antenna
- Antenna gain and pattern

Maxiva VHF transmitters now incorporate GatesAir PowerSmart Plus technology to help broadcasters save money and reduce carbon footprints. PowerSmart Plus technology delivers superior operational efficiency through fully broadband, single-amplifier designs that simplify installation, improve performance, and streamline ongoing operation — including maintenance. This comes courtesy of a modular design that eliminates tuning, reduces weight, enhances redundancy through separate power supplies, and minimizes overall labor.

PowerSmart Plus technology also lowers monthly bills through sharp power efficiency increases (up to 50 percent), and slashes rack space requirements (exceeding 50 percent) through a dramatic increase in power density. These industry-leading strides in performance and physical size reduction combine to deliver the best possible total cost of ownership over the life of the transmitter — and return money to the pockets of our customers.

Typical Total Cost of Ownership Over 20 Years



PowerSmart[®] Plus

Broadband Amplification

PowerSmart Plus incorporates groundbreaking broadband amplifier designs into Maxiva VAXTE transmitters. The Maxiva VAXTE power amplifiers have been optimized to provide the best possible performance and efficiency for all modulations. The VAXTE transmitter is rate for identical average power levels for both modulations, assuring a simple and cost-effective upgrade path for future ATSC 3.0 operation. These designs also consolidate spare parts and eliminate tuning and adjustments to further simplify maintenance and ongoing operation.

Compact Design

The reduced size of the VAXTE transmitter will minimize the use of valuable rack space in your transmitter facility. This provides space for other equipment, or multiple transmitters in a single rack, often eliminating the need for additional racks and the associated floor space needed.

Global Monitoring and Control

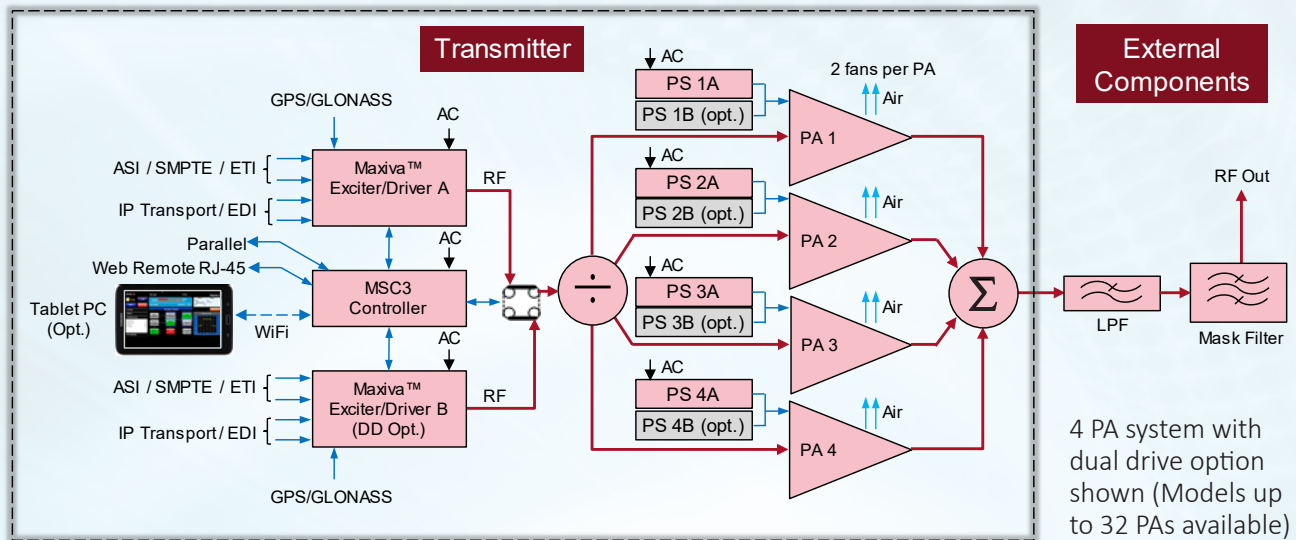
The Maxiva VAXTE transmitter can be controlled from anywhere in the world with an intuitive, browser-based GUI or SNMP over TCP/IP via a telecom or network connection with password protection.

Reduced Service Costs

Easy access to hot-swappable power amplifier modules and power supplies, makes on-air servicing easy and eliminates costly service interruptions. Light-weight universal PA pallets and modules facilitate overnight/same-day shipping for simple, cost-effective spares management. With lightweight subassemblies, the Maxiva VAXTE eliminates two-person lift requirements for routine maintenance and troubleshooting.



Maxiva VAXTE Block Diagram



Maxiva VAXTE Models & Power Levels

Band III TV

Model	HPA's	Rack Space	# Racks	Avg Power Pre-Filter (W)
VAXTE-10-C	0	2RU	0	15
VAXTE-100-C	0	2RU	0	100
VAXTE-200-C	0	2RU	0	200
VAXTE-1P-C	1 (1 pallet)	4RU	0	400
VAXTE-2P-C	1 (2 pallets)	4RU	0	800
VAXTE-1-1P	1 (1 pallet)	1 Rack (37RU)		400
VAXTE-1	1	1 Rack (37RU)		800
VAXTE-2	2	1 Rack (37RU)		1,600
VAXTE-3	3	1 Rack (37RU)		2,400
VAXTE-4	4	1 Rack (37RU)		3,200
VAXTE-6	6	1 Rack (37RU)		4,800
VAXTE-8	8	1 Rack (37RU)		6,400
VAXTE-12	12	2 Racks (37RU)		9,600
VAXTE-16	16	2 Racks (37RU)		12,800
VAXTE-24	24	3 Racks (37RU)		19,200
VAXTE-32	32	4 Racks (37RU)		25,600
VAXTE-40	40	5 Racks (37RU)		32,000

Band I TV

Model	HPA's	Rack Space	# Racks	Avg Power Pre-Filter (W)
VAXTE-10L	0	2RU	0	10
VAXTE-100L	0	2RU	0	100
VAXTE-200L	0	2RU	0	200
VAXTE-1L	1	1 Rack (42RU)		1,250
VAXTE-2L	2	1 Rack (42RU)		2,500
VAXTE-3L	3	1 Rack (42RU)		3,750
VAXTE-4L	4	1 Rack (42RU)		5,000
VAXTE-6L	6	1 Rack (42RU)		7,500
VAXTE-8L	8	1 Rack (42RU)		10,000
VAXTE-12L	12	2 Racks (42RU)		15,000
VAXTE-16L	16	2 Racks (42RU)		20,000
VAXTE-24L	24	3 Racks (42RU)		30,000

DAB / DAB+ / T-DMB

Model	HPA's	Rack Space	# Racks	Power Pre-Filter (W)
VAXTE-10-CDA	0	2RU	0	15
VAXTE-100-CDA	0	2RU	0	150
VAXTE-200-CDA	0	2RU	0	250
VAXTE-1P-CDA	1 (1 pallet)	4RU	0	500
VAXTE-2P-CDA	1 (2 pallets)	4RU	0	1,000
VAXTE-1-1P	1 (1 pallet)	1 Rack (37RU)		500
VAXTE-1	1	1 Rack (37RU)		1,000
VAXTE-2	2	1 Rack (37RU)		2,000
VAXTE-3	3	1 Rack (37RU)		3,000
VAXTE-4	4	1 Rack (37RU)		4,000
VAXTE-6	6	1 Rack (37RU)		6,000
VAXTE-8	8	1 Rack (37RU)		8,000

Specifications

Specifications and designs are subject to change without notice.

General	
Frequency Range	VHF Band I and Band III models
Transmission Standards	ATSC 1.0, ATSC 3.0, DVB-T, DVB-T2, ISDB-T, DAB/DAB+/T-DMB
Channel Bandwidth.....	TV: 6, 7 or 8 MHz (system dependent) DAB: 1.536 MHz
Rated Power Output	10W to 25.6kW Band III, 10W to 30kW band I before mask filter
Output Power Reduction Range	0 to -10 dB
RF Load Impedance	50 ohms
VSWR.....	Protected against open or short circuit, all phase angles. Capable of operation into infinite VSWR with user-adjustable fold back threshold. Factory pre-set to 4% of nominal nameplate power (VSWR = 1.5:1)
RF Output Connector.....	Power level dependent. Consult GatesAir drawings for connector sizing

AC Mains	
AC Line Voltage	3 phase: 380 to 415 V, or 208 to 240 V, 50/60 Hz, or single phase 208 to 240 V, 50/60 Hz - specify voltage when ordering
AC Line Variation.....	Regulated for a $\pm 15\%$ input voltage variation, when operated between 208-230 V, or between 380-400V
Power Factor	>0.95

Environmental	
Altitude.....	Up to 8,200 ft (2,500 m) elevation above mean sea level
Ambient Temperature.....	32° to 113° F (0° to 45° C) at sea level (upper limit derated 3.6° F (2° C) per 984 ft (300 m) elevation AMSL)
Humidity.....	95%, non-condensing
Cooling Method	Air-cooled with internal fans, air flow front to rear (external air using optional front air plenum)
Acoustic Noise.....	<65 dBA (measured 1 m in front of cabinet), with external input air plenum/door
Frequency Stability	Without precision frequency control/ GPS: ± 150 Hz/month (2.3×10^{-7} ppm)

External Inputs (at each LPU)	
GPS Input	SMA female, 50 ohms, (+5 V DC @ 100 mA max output for active antenna)
1 PPS Input.....	HD-BNC female, user selectable 50 ohms or high impedance termination
10 MHz Reference Frequency Input...	HD-BNC female, 50 ohms

Monitoring Outputs	
RF monitor (exciter)	SMA female
1 PPS.....	HD-BNC female
10 Mhz	HD-BNC female

ATSC 1.0 Specification	
Power Output (average)	Up to 30 kW models available, measured before mask filter [See power level table]
Standards	ATSC A-53, 8-VSB DTV standard
Data Input	19.39 Mb/s, configurable as SMPTE-310M or ASI (user selectable)
Impedance	75 ohms, unbalanced
Input Connector.....	2 inputs, HD-BNC female
Signal to Noise (EVM)	>27 dB (EVM <4%), Typical >32 dB (EVM <2.5 %)
Phase Noise.....	<104 dBc/Hz @ 20 kHz offset (ATSC A/64)
Harmonic Radiation & Spurious	Meets mask requirements specified in FCC 5th and 6th report and order
Sideband Performance	Compliant with FCC radiation mask, when measured at the output of GatesAir-supplied output filter

ATSC 3.0 Specification	
Power Output (average)	Up to 30 kW models available, measured before mask filter [see table]
Standards	A/321:2016 System Discovery and Signaling A/322:2017 Physical Layer Protocol A/324: Scheduler / Studio to Transmitter Link
ASI/T2MI Inputs	2 inputs HD-BNC female; 75 ohms according to EN 50083-9. Supports seamless switching between ASI/T2MI inputs for DVB-T2 (for DVB-H: 2 main/2 hierarchical)
ASI/T2MI over IP / IP transport.....	2 inputs, 100/1000BASE-T
Crest Factor	13 dB maximum
Shoulder Level.....	<-37 dB (before mask filter)
END	<0.5 dB
MER.....	>34 dB (typical 36 dB)
Harmonics (before filter)	<-40 dB
Central Carrier Suppression.....	>75 dB
ATSC 3.0 Modes	Supports Multiple PLP's, LDM, Bandwidth Reduction, MISO, PAPR Reduction and other features per ATSC 3.0 Physical Layer Protocol A/322
SFN Timing	Per ATSC 3.0 standard A/324:2018, "Scheduler / Studio to Transmitter Link"

Specifications

(continued)

DVB-T, DVB-T2 & ISDB-T Specification	
Power Output (average)	Power levels available for all applications [see tables for Band I and Band III TV]
Standards	DVB-T/H: standard EN 300 744 DVB-T2, DVB-T2 Lite: standards EN 302755 v1.4.1, TS 102 831 v1.2.1, TS 102 773 v1.3.1 ISDB-Tb: Complies with Brazil ANATEL standard
ASI/T2MI Inputs	2 inputs HD-BNC female; 75 ohms according to EN 50083-9 Supports seamless switching between ASI/T2MI inputs for DVB-T2 (for DVB-H: 1 main / 1 hierarchical)
IP Transport Inputs.....	2 inputs, 10/100/1000Base-T, RJ-45
Crest Factor	13 dB maximum
Shoulder Level.....	<-37 dB (before mask filter)
END	<0.5 dB
MER.....	≥34 dB (typically >36 dB)
Harmonics (before filter)	<-60dB, or FCC 5th & 6th report and order, measured after Low Pass Filter
Central Carrier Suppression.....	>75 dB
Spurious Emissions	<-60dB, measured after Low Pass and Mask Filters
DVB-T2 Modes	Supports multiple PLP's, MISO, extended bandwidth mode, PAPR reduction, DVB-T2 Lite
SFN Delay	Static and Dynamic, 0 to 1 second per ETSI TS 101 191 V1.4.1 (2004-06)

DAB / DAB+ / T-DMB Specification	
Power Output (average)	15W to 8kW
Standards	DAB / DAB+ per ETSI EN 300 401 V2.1.1 (2017-01), ETSI EN 300 797 V1.3.1, ETSI TR 101 496-1 V1.1.1
Output Power Stability.....	≤ ±0.25 dB
Signal Inputs.....	2x ETI: (NI, G703) or 2x ETI (NA, G704), with automatic seamless input signal switchover 2 x EDI: 100/1000 Base-T RJ-45, per ETSI TS 102 693 V1.1.2 (2009-11) UDP/DCP, or TCP/DCP protocol. Supports Unicast and Multicast (IGMPv2 and IGMPv3)
Monitoring Output	Confidence monitor for ETI, 1 x 75 ohm HD-BNC
Crest Factor	13 dB maximum
Shoulder Level.....	<-37 dB
MER.....	Range is >25dB to >32dB, dependent on efficiency optimization settings
Harmonics and Spurious.....	Meets ETSI EN 302077-2 V1.1.1, after band-pass filter

Remote Control	
Parallel Remote	25 conductor D-sub for single drive basic rack, 12 conductor terminal block (mini Wago) on deluxe rack
Ethernet/SNMP/Web	10/100/1000Base-T, RJ-45

Compliance	RoHS 2011/65/EU Directive 2014/53/EU Safety: EN 60215 EMC: EN 301-489-1 FCC Part 73 Manufacturing: ISO 9001: 2008
------------------	--





Award Winning Service -- Global Locations

From experienced installation and field service engineers to responsive factory experts, GatesAir provides the strongest service team in the broadcast transmission industry. Couple that team with reliable products, responsible service parts inventories and a demonstrated commitment to the industry, and you have a service offering that's perfectly matched to your equipment and your operations.



North America
Caribbean and
Latin America

NorthAmerica@gatesair.com
CALA@gatesair.com

Europe, Middle East
and Africa

EMEA@gatesair.com

Asia Pacific

APAC@gatesair.com

For more information, please visit gatesair.com

GatesAir is a registered trademark of GatesAir, Inc.
Trademarks and tradenames are the
property of their respective companies.

CONNECTING WHAT'S NEXT

5300 Kings Island Drive, Suite 101
Mason, OH USA 45040
Tel: +1 800 622 0022
GatesAir.com



©2020 GatesAir
MAXIVA_VAXTE_TC_060420